

A QUICK GUIDE TO

Created by @miss_aid

INSIGHTS FOR READING FLUENCY

HOW CAN TEAMS BE USED FOR READING FLUENCY?



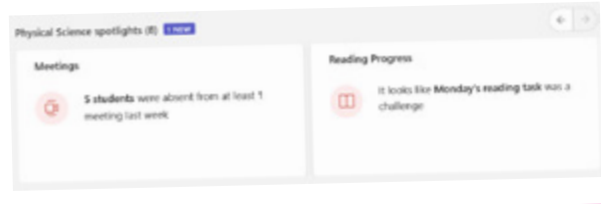
Microsoft Teams Insights for Education can be instrumental in supporting reading progress by providing a detailed reading analytics that allows educators to track metrics such as time spent on reading materials, frequency of engagement, accuracy rate, words per minute and challenging words for the class and individual pupils.

READING SPOTLIGHTS

Check on your students reading fluency with at-a-glance views for accuracy rate, most challenging words, and words per minute data.



Reading Progress spotlights highlight areas of challenge and where you may need to differentiate materials for pupils.



READING PROGRESS REPORT

Click on Reading progress report for a more in depth analysis of pupils reading performance.



Hover over the bar graph for any assignment for a detailed breakdown of error types and number of occurrences. Scroll down to view **Average accuracy rate by student**. Hover over any student's bar graph for a detailed breakdown of errors.

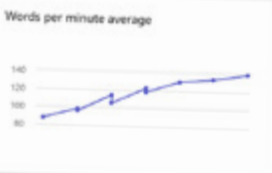
View how students' **performance changes over time**. Hover over any dot on the graph for the assignment name, genre, and exact words per minute details.



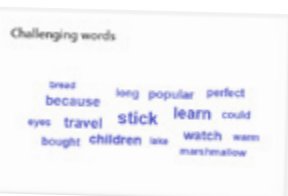
5 MINUTE READING OVERVIEWS



In your insight overviews, you can view the average accuracy rate for all readers will be shown.



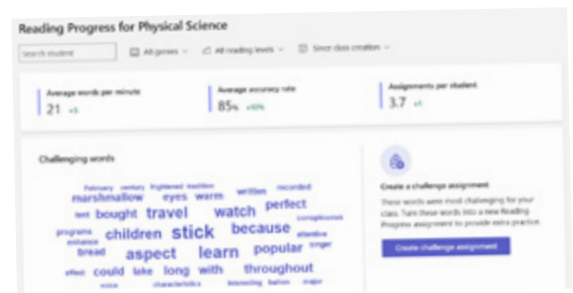
Select View class progress to see a breakdown of error types, as well as the average words per minute, accuracy rate over time, and the words that were most challenging for your class.



Use this data to view overall class progress and dive deeper in Reading Reports to view individuals progress.

CREATE CHALLENGE ASSIGNMENTS

Extend your students' learning by creating a rigorous assignment from the most challenging words. Depending on the filters you've used, this can be personalized and assigned to an individual student, students at a specific reading level, or the whole class.



5 Second Spotlights

Spotlights highlight key data points and trends in student activity and reading fluency.



5 Minute Overviews

Overviews provide a summary of student activity, reading fluency & engagement.



30 Minute Reports

Reports offer detailed information on digital activity, engagement, reading fluency & more.